





**EJECUCION PRESUPUESTAL ACUMULADA DE GASTOS
A DICIEMBRE DE 2021**




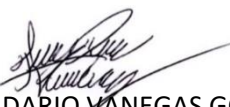
Descripción	Presupuesto Año 2021	Tot.Apropiado a diciembre 2021	Total comprometido a diciembre 2021	Por Ejecutar a diciembre 2021	Ejecución del mes diciembre 2021	Ejecución acumulada a diciembre 2021	Por pagar a diciembre 2021	% Compr. a dic 2021	% Pagado a dic 2021
TOTAL GASTOS	6,427,128,166	5,517,181,566	5,517,181,566	906,966,198	781,410,355	5,361,947,350	155,234,216	85.84%	83.43%
GASTOS DE FUNCIONAMIENTO	3,862,947,616	3,604,371,546	3,604,371,546	258,576,070	397,869,358	3,568,574,319	35,797,227	93.31%	92.38%
Servicios Personales	2,078,498,415	1,983,688,350	1,983,688,350	94,810,065	172,756,059	1,983,688,350	-	95.44%	95.44%
Gastos Generales	1,784,449,201	1,620,683,196	1,620,683,196	163,766,005	225,113,299	1,584,885,969	35,797,227	90.82%	88.82%
OPERACIÓN COMERCIAL	756,796,084	690,232,527	690,232,527	66,563,557	164,392,043	570,795,538	119,436,989	91.20%	75.42%
SERVICIO DE LA DEUDA	1,529,557,322	1,129,769,928	1,129,769,928	399,787,394	213,360,987	1,129,769,928	-	73.86%	73.86%
INVERSION	187,827,144	5,787,967	5,787,967	182,039,177	5,787,967	5,787,967	-	-	-
CUENTAS POR PAGAR	90,000,000	87,019,598	87,019,598	-	-	87,019,598	-	96.69%	96.69%
SUELDOS									
Sueldos	1,145,827,595	1,121,604,894	1,121,604,894	24,222,701	97,010,894	1,121,604,894	0	97.89%	97.89%
TOTAL SUBCUENTA	1,145,827,595	1,121,604,894	1,121,604,894	24,222,701	97,010,894	1,121,604,894	0	97.89%	97.89%
OTROS GASTOS DE PERSONAL									
Prima De Navidad	111,867,558	107,499,377	107,499,377	4,368,181	19,196,618	107,499,377	0	96.10%	96.10%
Prima De Vacaciones	55,362,274	52,053,999	52,053,999	3,308,275	5,038,145	52,053,999	0	94.02%	94.02%
Prima De Servicios	55,362,274	52,052,671	52,052,671	3,309,603	628,292	52,052,671	0	94.02%	94.02%
Auxilio De Transporte	43,326,778	40,026,705	40,026,705	3,300,073	3,278,783	40,026,705	0	92.38%	92.38%
Bonificación Especial Por Recreacion	8,434,044	7,629,834	7,629,834	804,210	695,012	7,629,834	0	90.46%	90.46%
Subsidio De Alimentacion	27,843,452	26,857,391	26,857,391	986,061	2,319,581	26,857,391	0	96.46%	96.46%
Bonificacion Por Servicios Prestados	12,695,044	12,453,360	12,453,360	241,684	848,545	12,453,360	0	98.10%	98.10%
TOTAL SUBCUENTA	314,891,424	298,573,337	298,573,337	16,318,087	32,004,976	298,573,337	0	94.82%	94.82%
RECARGOS NOCTURNOS									
Recargos Nocturnos	141,920,000	132,498,200	132,498,200	9,421,800	14,520,553	132,498,200	0	93.36%	93.36%
Horas Extras	1,620,000	432,682	432,682	1,187,318	0	432,682	0	26.71%	26.71%
TOTAL SUBCUENTA	143,540,000	132,930,882	132,930,882	10,609,118	14,520,553	132,930,882	0	92.61%	92.61%
SUPERNUMERARIOS									
Supernumerarios	27,258,717	23,174,646	23,174,646	4,084,071	1,193,982	23,174,646	0	85.02%	85.02%
TOTAL SUBCUENTA	27,258,717	23,174,646	23,174,646	4,084,071	1,193,982	23,174,646	0	85.02%	85.02%
CONTRIBUCIONES INHERENTES A LA NOMINA -ADMINISTRADAS POR EL SECTOR PRIVADO									
Aportes A Caja Compensacion Familiar	54,498,834	53,700,800	53,700,800	798,034	4,635,500	53,700,800	0	98.54%	98.54%
Aportes Eps	15,630,013	15,153,036	15,153,036	476,977	1,326,029	15,153,036	0	96.95%	96.95%
Aportes A Pension Fondos Privados	53,768,000	53,457,825	53,457,825	310,175	4,785,000	53,457,825	0	99.42%	99.42%
Aportes A Riesgos Profesionales	31,902,950	30,765,800	30,765,800	1,137,150	2,589,500	30,765,800	0	96.44%	96.44%
Cesantias	126,933,149	108,248,796	108,248,796	18,684,353	3,752,651	108,248,796	0	85.28%	85.28%
Intereses/cesantias	15,661,444	12,426,245	12,426,245	3,235,199	385,272	12,426,245	0	79.34%	79.34%
Aprendiz Sena	32,706,936	23,084,137	23,084,137	9,622,799	1,817,052	23,084,137	0	70.58%	70.58%
TOTAL SUBCUENTA	331,101,326	296,836,639	296,836,639	34,264,687	19,291,004	296,836,639	0	89.65%	89.65%
CONTRIBUCIONES INHERENTES A LA NOMINA ADMINISTRADAS POR EL SECTOR PUBLICO									
Pension Iсс (colpensiones)	103,871,553	99,549,900	99,549,900	4,321,653	8,168,850	99,549,900	0	95.84%	95.84%
TOTAL SUBCUENTA	103,871,553	99,549,900	99,549,900	4,321,653	8,168,850	99,549,900	0	95.84%	95.84%
APORTES AL ICBF									
Aportes Al Icbf	4,579,711	4,187,400	4,187,400	392,311	339,500	4,187,400	0	91.43%	91.43%
TOTAL SUBCUENTA	4,579,711	4,187,400	4,187,400	392,311	339,500	4,187,400	0	91.43%	91.43%
APORTES AL SENA									
Aportes Al Sena	3,036,474	2,791,200	2,791,200	245,274	226,300	2,791,200	0	91.92%	91.92%
TOTAL SUBCUENTA	3,036,474	2,791,200	2,791,200	245,274	226,300	2,791,200	0	91.92%	91.92%
INDEMNIZACION DE PERSONAL									
Indemnizacion De Personal	4,391,615	4,039,452	4,039,452	352,163	0	4,039,452	0	91.98%	91.98%
TOTAL SUBCUENTA	4,391,615	4,039,452	4,039,452	352,163	0	4,039,452	0	91.98%	91.98%


CESAR AUGUSTO CANO CARVAJAL
 GERENTE
 C.C 75095687



FARYD DARIO VANEGAS GOMEZ
 P.U DEPENDENCIA DE CONTABILIDAD Y PRESUPUESTO
 TP 190155-T


IMPUESTOS									
Propiedad Raiz (predial)	472,939,193	450,592,242	450,592,242	22,346,951	16,967,146	450,592,242	0	95.27%	95.27%
Gravamen Sobre Transacciones Financieras	24,826,543	23,542,255	23,542,255	1,284,288	3,119,002	23,542,255	0	94.83%	94.83%
Industria Y Comercio	27,270,876	25,515,000	25,515,000	1,755,876	0	25,515,000	0	93.56%	93.56%
Impuesto Vehiculos	321,132	294,000	294,000	27,132	0	294,000	0	91.55%	91.55%
Impuestos Asumidos	580,080	87,533	87,533	492,547	1,585	87,533	0	15.09%	15.09%
Anticipo Impuesto De Renta.	44,914,860	42,656,000	42,656,000	2,258,860	3,744,000	42,656,000	0	94.97%	94.97%
Impuesto De Renta Y Complementarios	7,248,059	0	0	7,248,059	0	0	0	0.00%	0.00%
Matricula Mercantil	2,587,500	2,330,100	2,330,100	257,400	0	2,330,100	0	90.05%	90.05%
TOTAL SUBCUENTA	580,688,243	545,017,130	545,017,130	35,671,113	23,831,733	545,017,130	0	93.86%	93.86%
ADQUISICION DE BIENES Y SERVICIOS ? MANTENIMIENTO									
Adquisicion De Bienes Y Servicios Y Mantenimiento	58,770,000	49,115,350	49,115,350	9,654,650	29,929,828	49,020,150	95,200	83.57%	83.41%
TOTAL SUBCUENTA	58,770,000	49,115,350	49,115,350	9,654,650	29,929,828	49,020,150	95,200	83.57%	83.41%
IMPRESOS, PUBLICACIONES Y SUSCRIPCIONES AFILIACIONES Y EMPASTADOS									
Impresos, Publicaciones Y Suscripciones Afiliaciones Y	15,327,100	9,997,823	9,997,823	5,329,277	1,132,003	9,997,823	0	65.23%	65.23%
TOTAL SUBCUENTA	15,327,100	9,997,823	9,997,823	5,329,277	1,132,003	9,997,823	0	65.23%	65.23%
SERVICIOS PUBLICOS									
Acueducto Y Alcantarillado	76,525,000	64,402,996	64,402,996	12,122,004	5,626,922	64,402,996	0	84.16%	84.16%
Energia Electrica	130,414,200	128,882,825	128,882,825	1,531,375	10,964,915	128,882,825	0	98.83%	98.83%
Telefono	8,819,670	6,967,039	6,967,039	1,852,631	1,169,385	6,967,039	0	78.99%	78.99%
Servicio De Internet	16,387,304	16,114,623	16,114,623	272,681	1,382,699	16,114,623	0	98.34%	98.34%
Parabolica	4,200,000	2,163,507	2,163,507	2,036,493	127,032	2,163,507	0	51.51%	51.51%
Servicio De Gas	2,232,036	813,311	813,311	1,418,725	58,155	813,311	0	36.44%	36.44%
TOTAL SUBCUENTA	238,578,210	219,344,301	219,344,301	19,233,909	19,329,108	219,344,301	0	91.94%	91.94%
SEGUROS									
Seguros	180,318,950	150,897,949	150,897,949	29,421,001	0	143,251,752	7,646,197	83.68%	79.44%
TOTAL SUBCUENTA	180,318,950	150,897,949	150,897,949	29,421,001	0	143,251,752	7,646,197	83.68%	79.44%
VIATICOS									
Viaticos	15,961,228	15,002,023	15,002,023	959,205	890,283	15,002,023	0	93.99%	93.99%
Pasajes	17,815,346	15,363,360	15,363,360	2,451,986	1,363,430	15,363,360	0	86.24%	86.24%
TOTAL SUBCUENTA	33,776,574	30,365,383	30,365,383	3,411,191	2,253,713	30,365,383	0	89.90%	89.90%
CAPACITACION Y BIENESTAR SOCIAL									
Capacitacion, Bienestar Social Y Estimulos	58,157,039	50,571,648	50,571,648	7,585,391	22,514,383	50,571,648	0	86.96%	86.96%
TOTAL SUBCUENTA	58,157,039	50,571,648	50,571,648	7,585,391	22,514,383	50,571,648	0	86.96%	86.96%
GASTOS FINANCIEROS									
Gastos Bancarios	2,756,000	460,693	460,693	2,295,307	8,344	460,693	0	16.72%	16.72%
TOTAL SUBCUENTA	2,756,000	460,693	460,693	2,295,307	8,344	460,693	0	16.72%	16.72%
DOTACION DE PERSONAL									
Dotacion	75,000,000	71,296,660	71,296,660	3,703,340	3,254,650	43,264,830	28,031,830	95.06%	57.69%
TOTAL SUBCUENTA	75,000,000	71,296,660	71,296,660	3,703,340	3,254,650	43,264,830	28,031,830	95.06%	57.69%
OTROS GASTOS POR ADQUISICION DE BIENES									
Mensajería Y Corro	307,200	158,070	158,070	149,130	18,000	158,070	0	51.46%	51.46%
Gastos Legales	4,000,000	2,548,120	2,548,120	1,451,880	17,000	2,548,120	0	63.70%	63.70%
Seguridad Y Salud En El Trabajo	28,600,000	16,090,480	16,090,480	12,509,520	10,175,480	16,066,480	24,000	56.26%	56.18%
Administracion De Riesgos (seg. Industrial Y Seg. Vial)	360,134	100,000	100,000	260,134	0	100,000	0	27.77%	27.77%
Avaluos	4,550,000	2,900,000	2,900,000	1,650,000	900,000	2,900,000	0	63.74%	63.74%
Revisoria Fiscal	24,412,160	24,060,003	24,060,003	352,157	4,009,995	24,060,003	0	98.56%	98.56%
Asesoría Tributaria	18,739,200	18,300,000	18,300,000	439,200	5,490,000	18,300,000	0	97.66%	97.66%
Combustibles Y Lubricantes	10,716,000	10,715,996	10,715,996	4	3,780,968	10,715,996	0	100.00%	100.00%
Articulos De Aseo Y Cafeteria	7,750,000	7,696,703	7,696,703	53,297	3,411,044	7,696,703	0	99.31%	99.31%
Asesorías, Consultorias Estudios Y Otros	358,740,710	355,409,683	355,409,683	3,331,027	85,861,399	355,409,683	0	99.07%	99.07%
Elementos De Seguridad Industrial (vial)	11,200,000	0	0	11,200,000	0	0	0	0.00%	0.00%
Gestion Ambiental	1,000,000	0	0	1,000,000	0	0	0	0.00%	0.00%
TOTAL SUBCUENTA	470,375,404	437,979,055	437,979,055	32,396,349	113,663,886	437,955,055	24,000	93.11%	93.11%


CESAR AUGUSTO CANO CARVAJAL
 GERENTE
 C.C 75095687


FARYD DARIO YANEGAS GOMEZ
 P.U DEPENDENCIA DE CONTABILIDAD Y PRESUPUESTO
 TP 190155-T

TRANSFERENCIAS AL SECTOR PUBLICO ? ORDEN NACIONAL									
Tansnsferencias Del Sector Pulibco -orden Nacional	11,603,922	7,605,727	7,605,727	3,998,195	7,605,727	7,605,727	0	65.54%	65.54%
Tansnsferencias Del Sector Pulibco -orden Mpal	6,442,046	3,924,928	3,924,928	2,517,118	0	3,924,928	0	60.93%	60.93%
Otras Transferencias (dividendos)	1	0	0	1	0	0	0	0.00%	0.00%
TOTAL SUBCUENTA	18,045,969	11,530,655	11,530,655	6,515,314	7,605,727	11,530,655	0	63.90%	63.90%
CUOTA DE FISCALIZACION									
Cuota De Fiscalizacion	29,555,712	21,025,065	21,025,065	8,530,647	0	21,025,065	0	71.14%	71.14%
TOTAL SUBCUENTA	29,555,712	21,025,065	21,025,065	8,530,647	0	21,025,065	0	71.14%	71.14%
COMERCIAL ? COMPRA DE BIENES Y SERVICIOS									
Suministro De Papelería	18,000,000	15,897,476	15,897,476	2,102,524	2,646,102	10,824,744	5,072,732	88.32%	60.14%
Adquisicion De Materiales, Respuestos Para Reparaci	18,250,000	18,216,677	18,216,677	33,323	6,041,571	18,216,677	0	99.82%	99.82%
TOTAL SUBCUENTA	36,250,000	34,114,153	34,114,153	2,135,847	8,687,673	29,041,421	5,072,732	94.11%	80.11%
COMERCIAL ? OTROS GASTOS									
Adquisicion De Bienes Y Servicios Y Mantenimiento	74,250,000	59,247,841	59,247,841	15,002,159	22,927,754	57,377,842	1,869,999	79.80%	77.28%
Aseo General Terminales	257,994,831	222,787,538	222,787,538	35,207,293	57,305,817	213,509,390	9,278,148	86.35%	82.76%
Vigilancia Y Monitoreo	388,101,253	374,082,995	374,082,995	14,018,258	75,470,799	270,866,885	103,216,110	96.39%	69.79%
Arrendamiento	200,000	0	0	200,000	0	0	0	0.00%	0.00%
TOTAL SUBCUENTA	720,546,084	656,118,374	656,118,374	64,427,710	155,704,370	541,754,117	114,364,257	91.06%	75.19%
SENTENCIAS Y CONCILIACIONES									
Sentencias Y Conciliaciones	23,100,000	23,081,484	23,081,484	18,516	1,589,924	23,081,484	0	99.92%	99.92%
TOTAL SUBCUENTA	23,100,000	23,081,484	23,081,484	18,516	1,589,924	23,081,484	0	99.92%	99.92%
AMORTIZACION DEUDA PUBLICA - BONOS Y TITULOS EMITIDOS									
Amortizacion Deuda Publica	1,216,785,440	959,283,441	959,283,441	257,501,999	188,492,157	959,283,441	0	78.84%	78.84%
TOTAL SUBCUENTA	1,216,785,440	959,283,441	959,283,441	257,501,999	188,492,157	959,283,441	0	78.84%	78.84%
INTERESES, COMISIONES, Y GASTOS - ENTIDADES FINANCIERAS DE DESARROLLO									
Intereses, Comisiones, Y Gastos - Entidades Financiera	312,771,882	170,486,487	170,486,487	142,285,395	24,868,830	170,486,487	0	54.51%	54.51%
TOTAL SUBCUENTA	312,771,882	170,486,487	170,486,487	142,285,395	24,868,830	170,486,487	0	54.51%	54.51%
CONSTRUCCION INFRAESTRUCTURA PROPIA DEL SECTOR									
Inversion Terminales	55,542,179	5,787,967	5,787,967	49,754,212	5,787,967	5,787,967	0	10.42%	10.42%
TOTAL SUBCUENTA	55,542,179	5,787,967	5,787,967	49,754,212	5,787,967	5,787,967	0	10.42%	10.42%
OTROS PROGRAMAS DE INVERSION									
Adquisicion Hardware, Software Y Equipos De Comunica	34,284,965	0	0	34,284,965	0	0	0	0.00%	0.00%
Compra, Permuta O Reposicion De Vehiculo	98,000,000	0	0	98,000,000	0	0	0	0.00%	0.00%
TOTAL SUBCUENTA	132,284,965	0	0	132,284,965	0	0	0	0.00%	0.00%


CESAR AUGUSTO CANO CARVAJAL
 GERENTE
 C.C 75095687


FARYD DARIO VANEGAS GOMEZ
 P.U DEPENDENCIA DE CONTABILIDAD Y PRESUPUESTO
 TP 190155-T





TERMINAL DE TRANSPORTES DE MANIZALES S.A.

Nit. 890803285

EJECUCION PRESUPUESTAL ACUMULADA DE INGRESOS A DICIEMBRE DE 2021

Descripción	Ppto año 2021	Recaudo Mes de diciembre de 2021	Recaudo Año 2021	Por Recaudar Año 2021	% Ejecución a dic de 2021
TOTAL INGRESOS	6,427,128,166	507,408,811	5,503,510,032	923,618,134	85.63%
INGRESOS CORRIENTES	5,963,999,043	488,299,620	5,078,319,244	885,679,799	85.15%
Ingresos Operacionales	5,949,127,217	487,391,094	4,988,013,813	961,113,404	83.84%
Ingresos no Operacionales	14,871,826	908,526	90,305,431	(75,433,605)	607.22%
RECURSOS DE CAPITAL	463,129,123	19,109,191	425,190,788	37,938,335	91.81%
INGRESOS OPERACIONALES					
Tasas de Uso	2,973,148,953	241,876,500	2,283,069,500	690,079,453	76.79%
Tasas de Uso Terminal Mixto	235,871,807	19,846,300	200,735,400	35,136,407	85.10%
Comparendos Terminal	0	59,000	118,000	-118,000	100.00%
Arrendamiento taquillas, oficinas locales, espacio	2,288,530,861	171,796,079	2,038,666,213	249,864,648	89.08%
Arrendamiento parqueadero operacional y areas	292,883,983	37,186,497	326,159,260	-33,275,277	111.36%
Cuota por aprovechamiento areas comunes	52,910,538	3,733,372	46,566,927	6,343,611	88.01%
Arrendamiento Terminal Mixto	105,781,075	12,893,346	92,698,513	13,082,562	87.63%
TOTAL INGRESOS OPERACIONALES	5,949,127,217	487,391,094	4,988,013,813	961,113,404	83.84%
INGRESOS NO OPERACIONALES					
Aprovechamientos	5,188,565	0	81,605,485	-76,416,920	1572.79%
Publicidad	5,501,184	0	0	5,501,184	0.00%
Indemnizaciones	1	0	519,000	-518,999	100.00%
Recuperaciones, Reintegros y otros	1,176,004	0	277,516	898,488	23.60%
Licencias e Incapacidades	3,006,072	908,526	7,903,430	-4,897,358	262.92%
TOTAL INGRESOS NO OPERACIONALES	14,871,826	908,526	90,305,431	-75,433,605	607.22%
RECURSOS DE CAPITAL					
Cuentas por cobrar	392,568,428	16,681,057	350,928,505	41,639,923	89.39%
Rendimientos Financieros	3,021,520	8,416	110,690	2,910,830	3.66%
Intereses mora	30,709,361	2,419,718	37,321,779	-6,612,418	121.53%
Disponibilidad Inicial	36,829,814	0	36,829,814	0	100.00%
TOTAL SUBCUENTA	463,129,123	19,109,191	425,190,788	37,938,335	91.81%


CESAR AUGUSTO CANO CARVAJAL
GERENTE
C.C 75095687


FARYD DARIO VANEGAS GOMEZ
P. U DEPENDENCIA DE CONTABILIDAD Y PRESUPUESTO
TP 190155-T